


RETAIL BILLING AND INVENTORY — SOFTWARE —



PRODUCT BILLING AND INVENTORY

Smooth billing software for order and purchase with invoices.

GST based billing.

Bulk Excel Upload of products.

Option for discount entry in sales bill.

Inventory tracking of products.

Payment log of each billing which applies for sales as well as purchase.

Reverse and forward billing system combined, you can whichever you want.

Manage multiple sales billing at a same time.

Prepare a bill with only 6 'Enter' Key press

Advanced Features

- SMS Integration & Email Integration
- Online or Offline Billing
- Commission Management
- Thermal Printer Based Billing
- Auto Backup to Cloud
- API Access to any External software
- Customs Billing Format

Best suited for Traders, Wholesalers, Distributors and Retailers

Retail Billing and Inventory Software

Billing software designed to meet billing of purchase and sales of goods which is very convenient and reliable, it produce invoice sales as well as purchase. In every sales or purchase of goods it tracks the payment logs of customer, so it easy to track pending balance. It also saves time while adding products, instead of adding product one by one , you can have provision for upload bulk products through excel. Discount provision available for order management. Different report are available to track every order and purchase, also tracks all GST data.

It also facilitates generating barcode for all different products which is automatic and manual. Create your own barcode for products and make fast processing of billing through barcode scanner, at same software facilitates product selection through barcode and key press selection and results in fast and reliable order processing of customers. Shortcut key saves times for fast billing and processing throughout software.

Detailed Structure

1. Sales

- ◆ Create cash or credit billing
- ◆ Add Customer information
- ◆ Add Product information
- ◆ Apply GST on product wise
- ◆ Apply discount
- ◆ Collect cash from customers
- ◆ Print Invoice
- ◆ Provision for Re-print.
- ◆ Provision for edit order
- ◆ Maintain Payment Log of all Customer
- ◆ Add pending payment at any time
- ◆ Track pending balance
- ◆ Facilitates bar code reading of products.
- ◆ create your own barcode and tag for products

3. Barcode

- ◆ Generate barcode for products.
- ◆ Tag barcode for products
- ◆ Fast reading of barcode on order processing
- ◆ Eliminate the possibility of human error
- ◆ It takes only minutes to master the hand-held scanner for reading barcodes.
- ◆ Inventory control improves

5. Category

- ◆ Add product title and description
- ◆ Add SKU and brand
- ◆ Categories the products

2. Purchase

- ◆ Add vendor information
- ◆ Add Product information
- ◆ Apply GST on product wise
- ◆ Pay cash to vendor
- ◆ Apply discount
- ◆ Provision for edit purchase
- ◆ Maintain Payment Log of all yours which is paid to vendor
- ◆ Add pending payable payment at any time
- ◆ Track pending payable balance

4. Product

- ◆ Add product title and description
- ◆ Add SKU and brand
- ◆ Categories the products
- ◆ Add Inventory details where required or not
- ◆ Add attribute set of products
- ◆ Add tax percentage of products, if not don't add
- ◆ If tax rate does not exist which is required, create new tax rates then tag
- ◆ To make fast creation of products, choose bulk upload of products
- ◆ Bulk upload of products facilitates through excel

6. Reports

A. Sales report

- I. Add From date and To date
- II. Fetch pending balance of customers, total amount, cgst, sgst, igst

B. Purchase report

- I. Add From date and To date
- II. Fetch pending payable balance, total amount, cgst, sgst, igst

C. Payment to collect

- i. Add From date and To date
- ii. Fetch pending payable balance

D. Payment to pay

- I. Shows pending payment payable to vendor

E. Profit and loss



- i. Add From date and To date
- ii. Shows up to date profit and loss reports

F. Sales Register

- I. Fetches sales register month wise.
- II. Submitted to CA which can import in Tally.

G. Purchase Register

- I. Fetches Purchase register month wise.
- II. Submitted to CA which can import in Tally.



Contact your Certified dealers

Call: +91 9880606087

ES BILLSOFT